


# INDIVIDUALISM VS. COLLECTIVISM: A DATA-DRIVEN COMPARISON

---

EASTERN AND WESTERN CULTURAL  
PATTERNS WITH FOCUS ON INDIA




K-DENSE WEB | DECEMBER 23, 2025

# WHAT ARE THE CULTURAL DIFFERENCES?

## EXPLORING KEY DIMENSIONS AND GLOBAL PATTERNS

---



Measuring individualism using Hofstede's Cultural Dimensions



Comparing Eastern vs. Western societies



Examining relationships with well-being metrics



Spotlight on India's unique position




K-DENSE WEB | DECEMBER 23, 2025

# DATA SOURCES & APPROACH

## EXPLORING KEY DIMENSIONS AND GLOBAL PATTERNS

---



Hofstede's Individualism Index (IDV): 41 countries



World Happiness Report 2023: 6 well-being metrics



18 Eastern countries (including India) vs. 18 Western countries

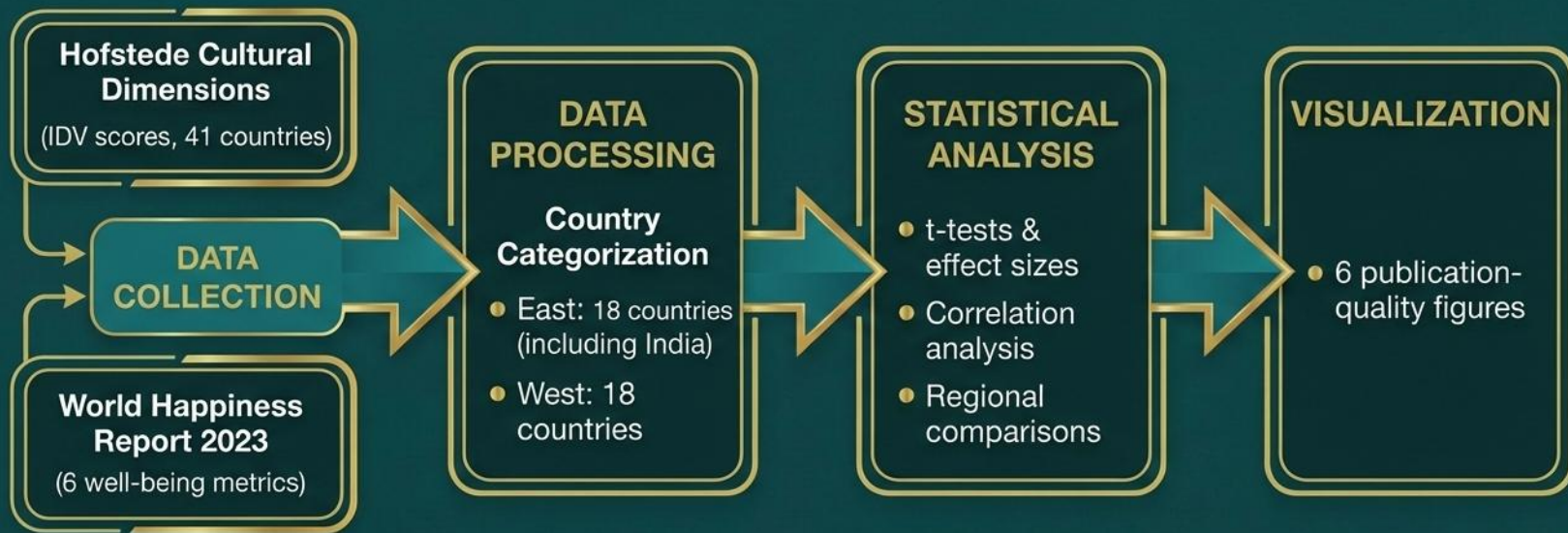


Statistical analysis: correlations and group comparisons

K-DENSE WEB | DECEMBER 23, 2025

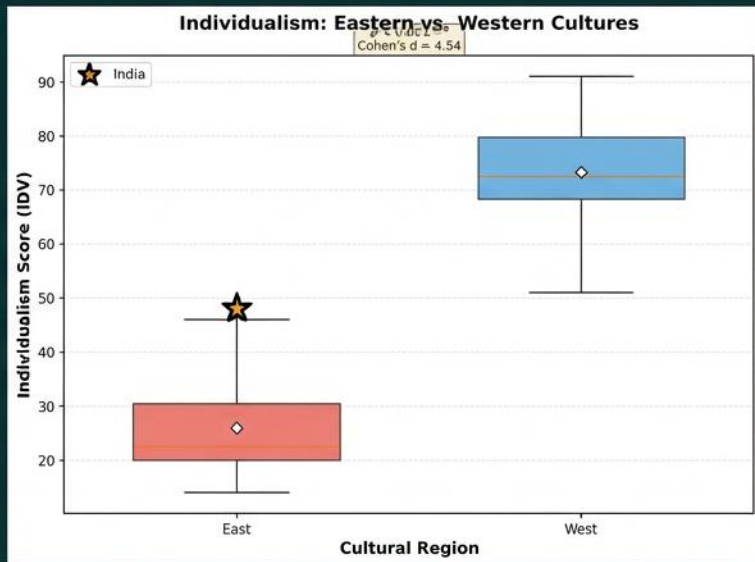


# ANALYSIS WORKFLOW



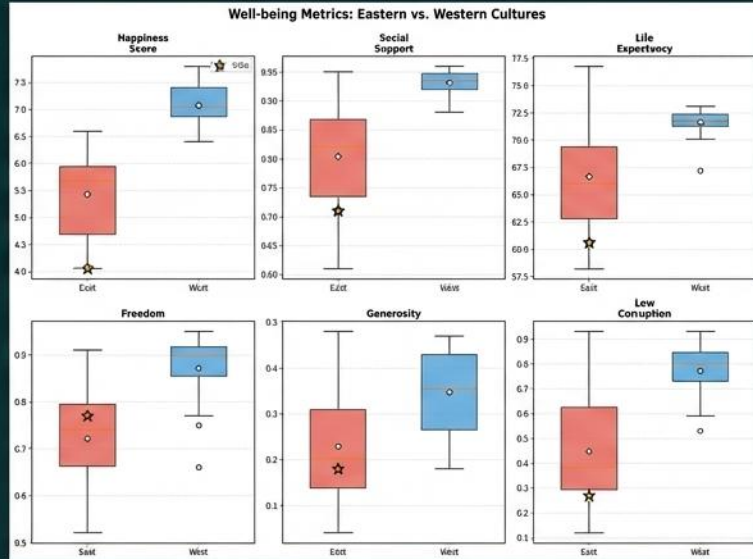
Data collection through processing, analysis, and visualization

# STARK CULTURAL DIVIDE IN INDIVIDUALISM



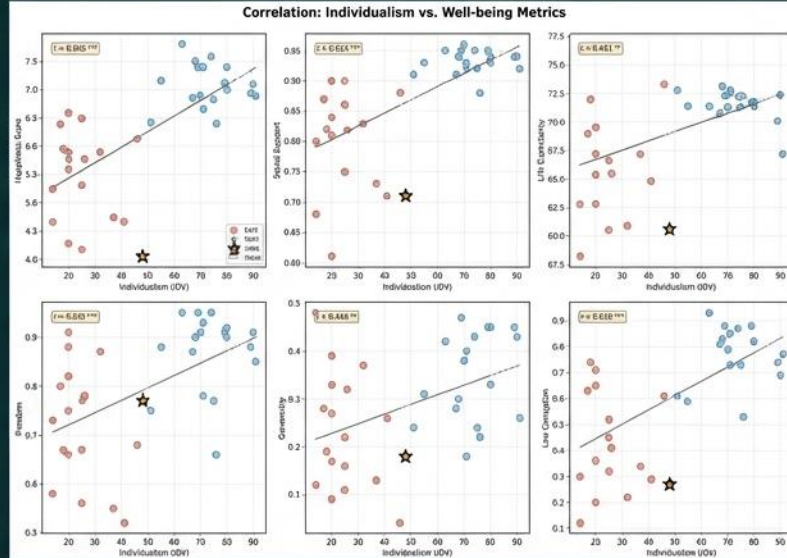
- Eastern: IDV =  $26 \pm 10$
- Western: IDV =  $73 \pm 11$
- India: IDV = 48 (highest in East)
- Statistical significance:  $p < 0.001$
- Cohen's  $d = 4.54$

# WESTERN COUNTRIES SHOW HIGHER WELL-BEING ACROSS ALL METRICS



- All 6 metrics higher in West ( $p < 0.01$ )
- Largest gaps: Happiness (+31%), Corruption perception (+71%)
- Consistent pattern across dimensions

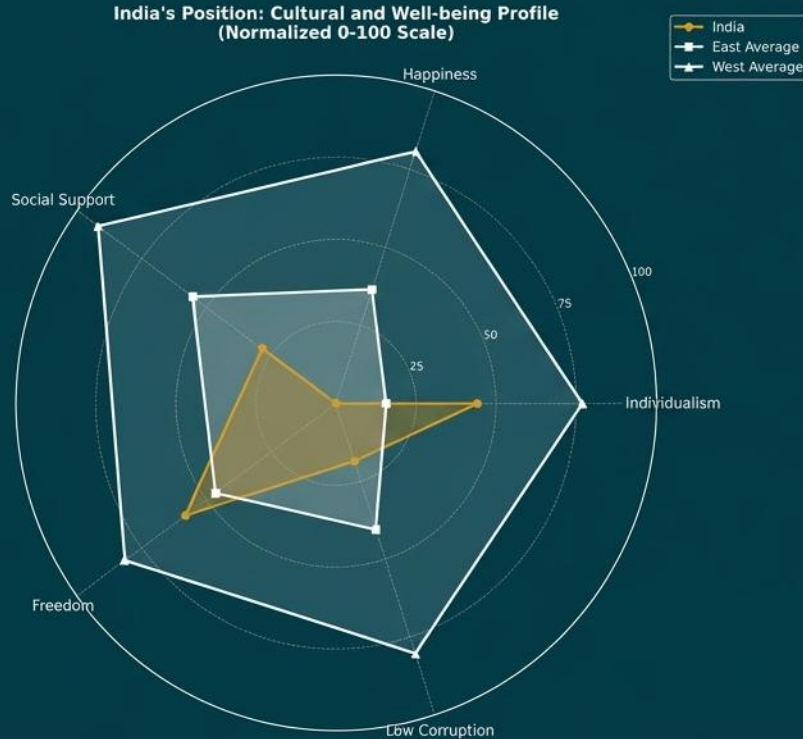
# INDIVIDUALISM CORRELATES WITH BETTER OUTCOMES



- Deep teal background, white text, gold accents
- Presents attached scatter plots
- Highlights strongest correlations:
  - Happiness:  $r = 0.66^{***}$ ,
  - Social Support:  $r = 0.62^{***}$ ,
  - Freedom:  $r = 0.53^{***}$
- Note: All correlations are positive and statistically significant



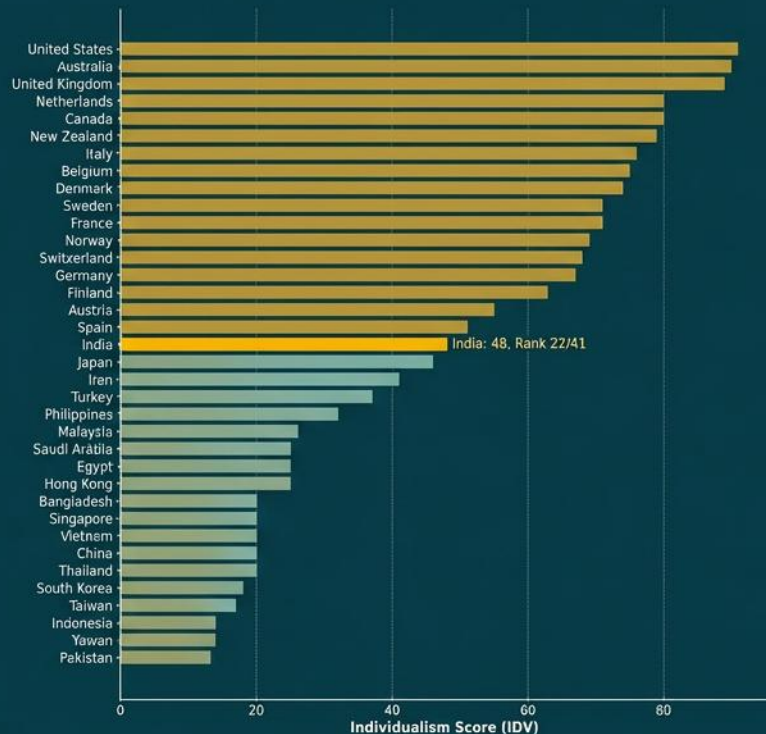
# India: A Unique Position



- **Highest individualism in East** (IDV = 48)
- **35% below Western average**
- **Below both regional averages on most well-being metrics**
- **Paradox: More individualistic but lower well-being**

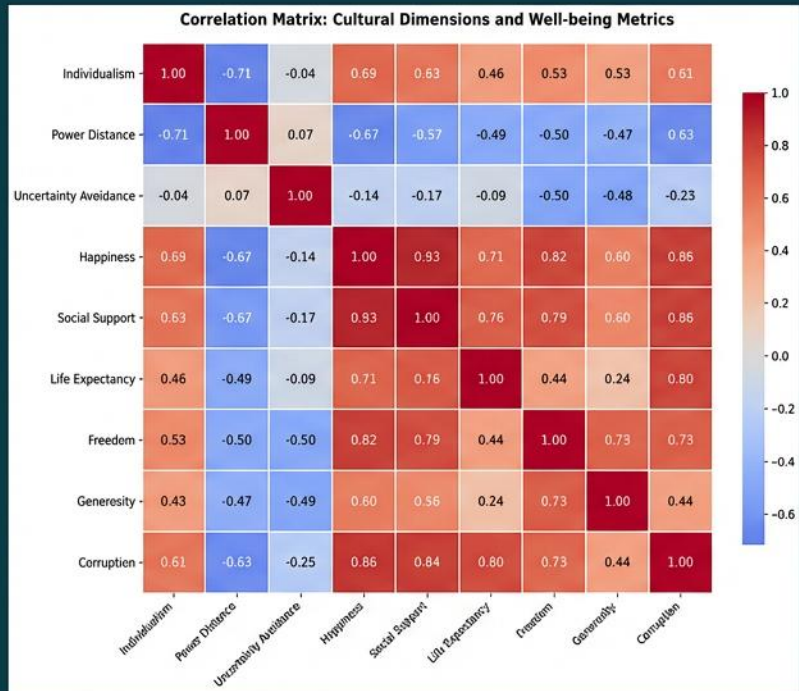


# Where Does Your Country Stand?



- Clear East-West clustering
- India bridges the gap (rank 22/41)
- Western countries: IDV > 50
- Eastern countries: IDV < 50

# Interconnected Cultural Patterns



- Strong positive correlations between IDV and all well-being metrics.
- IDV correlates with other cultural dimensions.
- Complex interplay of factors.

# The India Paradox: High Individualism, Low Well-being

---

- IDV = 48 (highest in East) but well-being below both averages
- Economic development not captured in analysis
- Transitional society - cultural shift in progress
- Individualism without institutional support



# Interpreting the Patterns: Important Caveats

---

- ⚠ Correlation does not equal causation
- ⚠ Measurement bias: metrics may favor individualistic values
- ⚠ Missing dimensions: family cohesion, social harmony, community resilience
- ⚠ Economic confounding (GDP excluded by design)
- ⚠ Cross-sectional snapshot (not causal mechanisms)





# Key Takeaways

---

- ✓ Clear quantitative evidence of East-West cultural divide
- ✓ Individualism associated with higher well-being (but causality unclear)
- ✓ India occupies unique intermediate position
- ✓ Current metrics may not capture collectivist benefits
- ✓ Need for culturally-sensitive measurement approaches



# Thank You

---

# Questions?

- ✓ Contact: K-Dense Web
- ✓ Data sources: Hofstede (2011) - Cultural Dimensions
- ✓ World Happiness Report 2023

